

Community Nomination Form

FOR OFFICE USE ONLY

Reference Number	
Date of Validation	



ASSETS OF COMMUNITY VALUE

COMMUNITY NOMINATION FORM

Section A: About your organisation

A1 Organisation's name and address

Name of organisation Woodchurch Parish Council
Registered, main or head office address including postcode The Hub, Front Road Woodchurch TN26 3PA

A2 Contact details

Name Ian Philo
Position in organisation Clerk and RFO to Woodchurch Parish Council
Address including postcode The Hub Front Road Woodchurch TN26 3PA

Daytime telephone no. 07793 807863

Email address clerk@woodchurch-pc.gov.uk

A3 Type of organisation

Description (pursuant to Regulation 5)	Put a tick against that which applies	Registration number (if applicable)
(a) Designated Neighbourhood Forum pursuant to s.61F of the Town and Country Planning Act 1990		
(b) Parish Council	✓	
(c) Unincorporated body with at least 21 members which does not distribute any surplus it makes to its members		
(d) Charity		
(e) Company limited by guarantee which does not distribute any surplus it makes to its members		
(f) Industrial and Provident Society which does not distribute any surplus it makes to its members		
(g) Community Interest Company		

A4 Local Connection (pursuant of Regulation 4)

Unless you are a Parish Council (see below), your organisation must have a local connection, which means that its activities are wholly or partly concerned with the administrative area of Ashford Borough Council or a neighbouring local authority (Reg 4(1)(a)). Please explain what your association's local connection is.

Please note the following in relation to Community Nominations from Parish Councils (Reg 5(b)) –

A Parish Council making a Community Nomination in respect of land in its parish does not need to show a local connection (s.89(2)(b)(i)).

A Parish Council making a Community Nomination in relation to land in another parish has a local connection if the two parishes share a common boundary at any point. (Reg 4(2)(a)).

A Parish Council making a Community Nomination in relation to land which is not within a parish has a local connection if the parish is in the borough of Ashford or (if the parish council is outside the borough, it shares a common boundary with the borough of Ashford) (Reg 4(2)(b)).

(If you ticked (c) at Q.A3 please fill out the next question)

A5 Membership of Unincorporated Bodies (Reg 5 (c) (pursuant to Regulation 4(1)(c) and Reg 4(3))

In the case of an unincorporated body at least 21 of its members must be registered to vote in local government elections in the borough of Ashford or in a neighbouring authority's area. Please include a list of the current members of the body and their addresses. If they are registered to vote in the area of a neighbouring local authority, rather than in Ashford, please confirm which area this is.

(if you ticked (c), (e) or (f) in Q.A3 please answer the question below)

A6 Distribution of surplus funds (Unincorporated Bodies (Reg 5(1)(c)), companies limited by guarantee (Reg 5(1)(e)) and Industrial and Provident Societies (IReg 5(1)(f) (pursuant to Reg 4(b))

If your organisation is an Unincorporated Body, a Company Limited by Guarantee, or an Industrial and Provident Society then any surplus that it makes must be wholly or partly applied for the benefit of the administrative area of Ashford or a neighbouring local authority. Please confirm this and provide evidence by referring to the relevant part of the document provided pursuant to part A7.

A7 Required Documentation for your organisation (not required if a Parish Council)

Please provide us with an up-to-date copy of the following as relevant to your organisation	Please put a tick against the document provided
Memorandum and Articles of Association	
Trust Deed	
Constitution	
Interest Statement if a Community Interest Company	
Companies House Return	
List of Members	
Minute / authority authorising your organisation to make this Community Nomination	

Part B: Information concerning the land / building(s) which is subject to the Community Nomination

B1 Description and address

Name of land / building(s) Woodchurch Windmill
Address including postcode Bethrersden Road, Woodchurch, TN26 3QJ

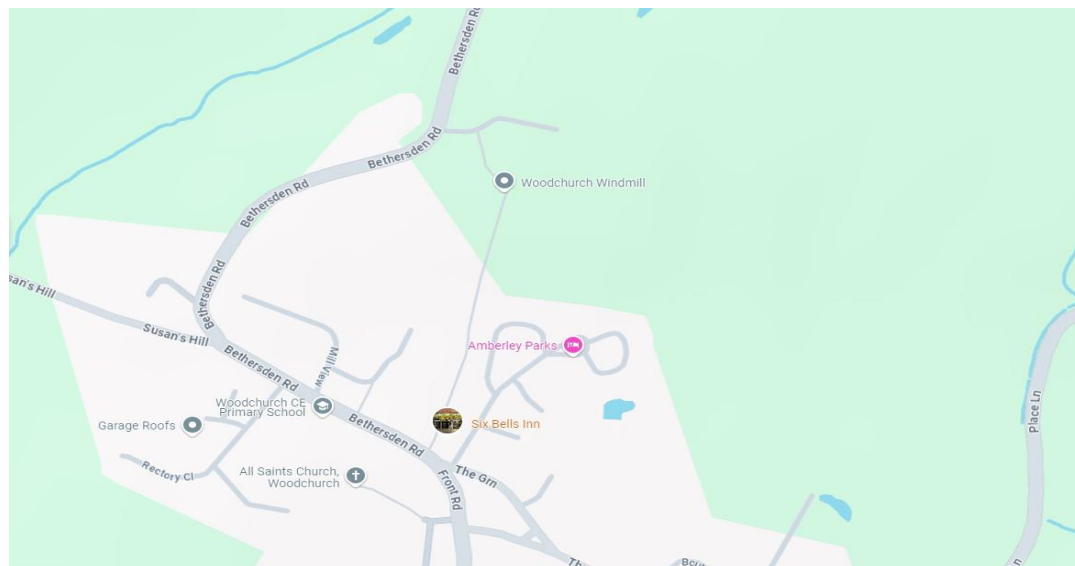
*please note that we can only accept nominations for land within the borough of Ashford. If the land you wish to nominate is partly in and partly outside of the borough, then you should nominate that part which is outside of the borough to the appropriate local council in whose are it falls

B2 Detailed plan

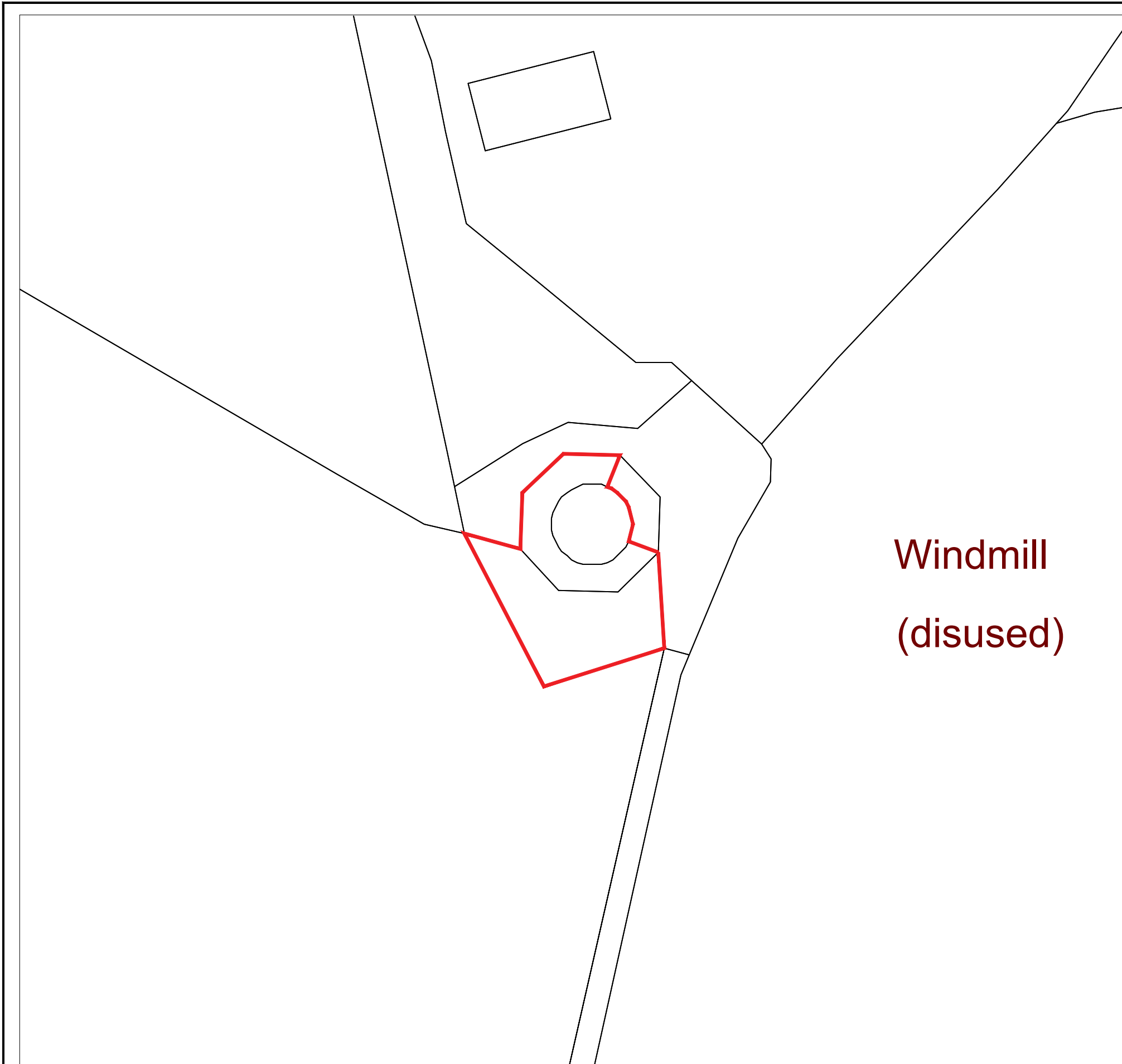
Please include (here or on a separate sheet) a detailed plan of the land.

The plan must:


- be drawn to scale
- be a copy of an extract from the Ordnance Survey map on the largest scale published (generally 1/1250 for urban properties and 1/2500 for rural properties), showing the land to which the application relates
- indicate the scale and orientation
- show the precise extent of the property by suitable edging (0.4mm max), and
- show the position of the land in relation to nearby roads and other relevant features.



*Please note that by submitting the plan, you authorise us to copy and publish as may be necessary

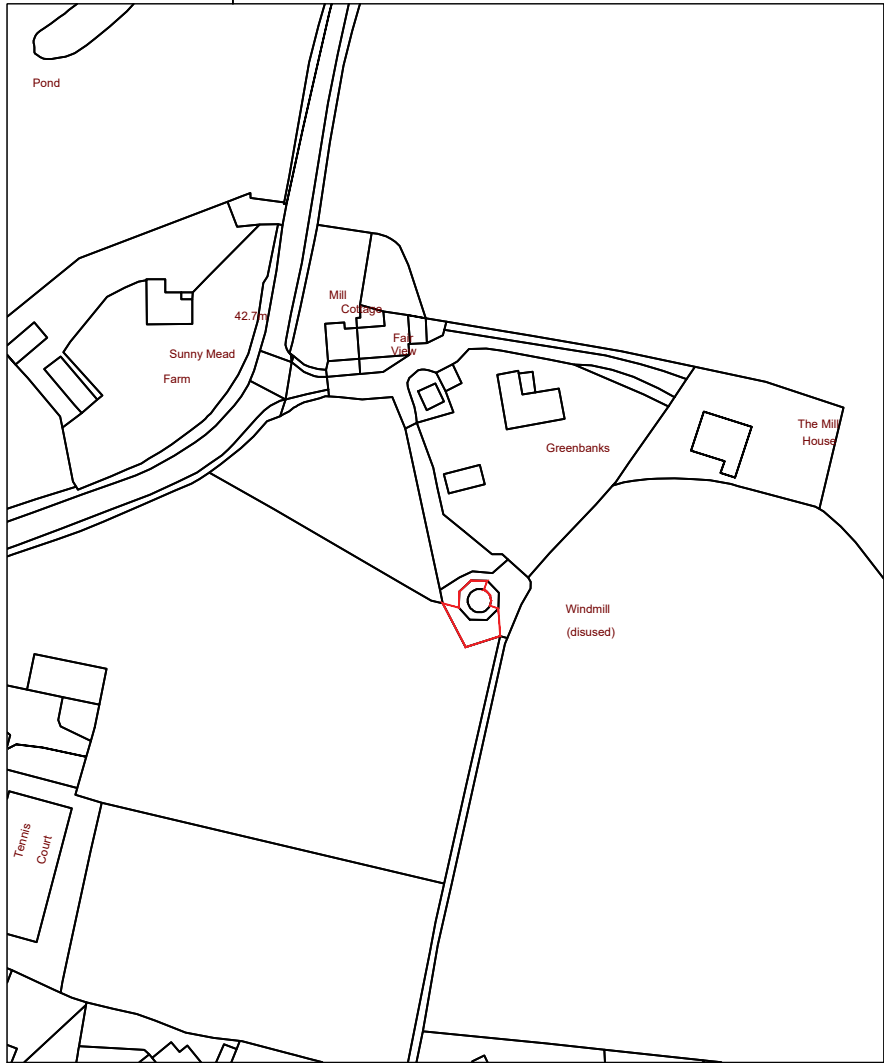


Windmill
(disused)

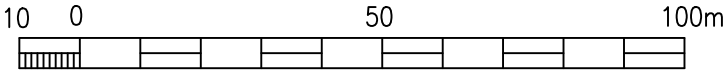


SCALE 1:200

BLOCK PLAN




LOCATION PLAN



SCALE 1:1250

The material contained in this document has been reproduced from an Ordnance Survey map with permission of the Controller of Her Majesty's Stationary Office (C) Crown Copyright 2004. Unauthorised reproduction infringes Crown Copyright and may lead to prosecution or civil proceedings.



ASHFORD BOROUGH COUNCIL

CUSTOMERS HOMES & PROPERTY
Civic Centre, Tannery Lane, Ashford, Kent, TN23 1PL
tel : 01233 331111

PROJECT
WOODCHURCH WINDMILL

DRG.TITLE
WOODCHURCH WINDMILL, BETHERSDEN ROAD
WOODCHURCH, ASHFORD, KENT, TN26 3QJ

SCALE(S) AS SHOWN	PAPER SIZE A3
-----------------------------	-------------------------

DRAWN AH	AUTOCAD FILE FILE No.	DATE 14/11/2024
--------------------	---------------------------------	---------------------------

DRG.No. AH/1114/24	REV. A
------------------------------	------------------

B3 Owners and others with an interest in the land / building(s) (Reg 8)

Please provide the following information to the best that you are able. If any information is not known to you, please say so.

	Name(s)	Address(es)
Names of all current occupants of the land / building(s) (if there are different occupiers for different parts please provide details)	Ashford Borough Council	Civic Centre Tannery Lane, Ashford, TN23 1PL
Names and current or last known addresses of all those owning a freehold interest in the land / buildings (s)	Ashford Borough Council	Civic Centre Tannery Lane, Ashford, TN23 1PL
Names and current or last known addresses of all those owning a leasehold interest in the land / building(s)		

Please answer wither B4 or B5 below -

B4 For Land / building(s) currently in use for community benefit – why you think the land / building(s) is of community value

1. What is the current main use of the land / building(s)

The Grade II windmill is currently closed for safety reasons, due to Ashford Borough Council inaction at repairing storm damage.

2. How does that current main use of the land / building(s) further the social wellbeing or social interests of the local community (defined in s.88(6) of the Act)

It is a landmark in the village of Woodchurch and is an icon that occurs on all the village logos and correspondence. It has also featured on a postage stamp issued by Royal Mail.

3. Why do you consider that this, or some other main use to which the land / building(s) will be put which will further the social wellbeing or social interests of the local community, will continue and over what period (defined in s.88(6) of the Act)

In the absence of the current owner fulfilling their legal obligation to maintain it as a Grade II listed building. It's responsibility is likely to fall on the Woodchurch Community.

B5 For Land / building(s) not currently in use for community benefit (s.88 (2) of the act)

Please answer the questions below

1. If the land / building(s) main use in the recent past furthered the social wellbeing or social interests of the local community please confirm that use and explain how it did that (including dates for when this was) (defined in s.88(6) of the Act)

The windmill has been a historical focal point in the village for well over a 100 years. It is part of the social fabric of the community with strong connections to the village's past. It's physical presence helps residents to connect with the community and it's past.

2. How do you anticipate that the land / building(s) will be returned to that use or put to some other main use which will further the social wellbeing or social interests of the local community and when do you consider this will happen

It is anticipated that the building will be reopened as a monument to the Woodchurch rural heritage, and continue to attract visitors locally and from around the country.

Section C: Submitting this nomination

C1 Signature

By signing your name here you are confirming that the contents of this form and the documents enclosed are correct, to the best of your knowledge and belief.

I am duly authorised to sign on behalf of the nominating organisation -

Signature

A handwritten signature in black ink, enclosed within a rectangular box. The signature is stylized and appears to be 'S. Phila' with a long horizontal flourish underneath.

C2 Where to send this form

You can submit this Community Nomination Form:-

By post to:

Legal and Democratic Services
Ashford Borough Council
Civic Centre
Tannery Lane
Ashford
TN23 1PL

By email to:

Legal.support@ashford.gov.uk

If any further information is required the Council will contact you by writing to you or emailing you at the contact details you have provided in the Nomination Form

Any Reference to "Regulation" or "Reg" is to the Assets of Community Value (England) Regulations 2012 and any reference to the "Act" is to the Localism Act 2011